



**2-105/2-106/2-107 '83-'88**

**2-108 SAMRA '86-'90**

**662-1104-LD** 2105 43T  
**HEAD LAMP**  
 R 2105-3711010-10  
 L 2105-3711011-10  
 6PCS 5.60CFT



H4

**662-1103-LD** 2107 43T  
**HEAD LAMP**  
 RD:  
 R 2107-3711010-10  
 L 2107-3711011-10  
 LD:  
 R 2107-3711010-11  
 L 2107-3711011-11  
 4PCS 5.60CFT



H4

**662-1101-LDEHU** 43T  
**HEAD LAMP**  
 R  
 L  
 6PCS 6.28CFT



H4/T4W/P21W

**662-1401**  
**SIDE LAMP**  
 R  
 L  
 PCS CFT



W5W TBA

**662-1101-LD-E** 43T  
**HEAD LAMP**  
 R 2108-3711010-01  
 L 2108-3711011-01  
 6PCS 6.28CFT



H4/T4W

**662-1902** 2105  
**TAIL LAMP**  
 R  
 L  
 10PCS CFT



TBA

**662-1901** 2107  
**TAIL LAMP**  
 R  
 L  
 PCS CFT



21W/4W TBA

**662-1501-UE**  
**CORNER LAMP**  
 R  
 L  
 20PCS 1.89CFT



P21W

**662-1903** NIVA 1600CC 2106  
**TAIL LAMP**  
 R 2105-3716010-01  
 L 2105-3716011-01  
 PCS CFT




TBA

**662-1910** 2104  
**TAIL LAMP**  
 R  
 L  
 PCS CFT



TBA





2-110/2-112 '02

2-115 '00

662-1105-LD

HEAD LAMP  
R 0301050014  
L 0301050013  
PCS  
CFT



H1/H1/W5W

TBA

662-1106-LD

HEAD LAMP  
R  
L  
PCS  
CFT



H4/W5W

TBA

662-1502-UE

CORNER LAMP  
R 0315106938  
L 0315106937  
PCS  
CFT




PY21W

TBA

662-1503

CORNER LAMP  
R  
L  
PCS  
CFT



P21W

TBA

662-1906

TAIL LAMP  
R  
L  
PCS  
CFT




P21W

TBA

662-1301

BACK LAMP  
R  
L  
PCS  
CFT



P21W

TBA



LDA