


40-431-1159

A


fixed spring

cable tie




1. Picture (A) the final status clients received.

B



2. Picture (B) cut the cable tie, then take out the cable tie and the spring.

C



3. Picture (C) put the cover back after assembling the bulb.